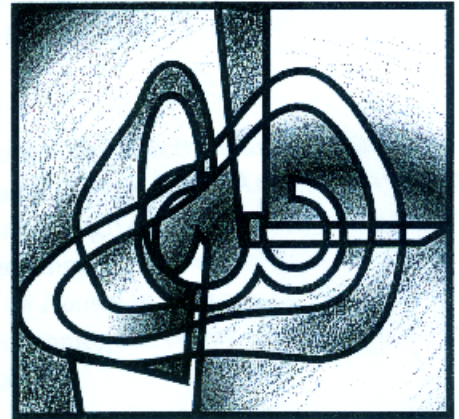

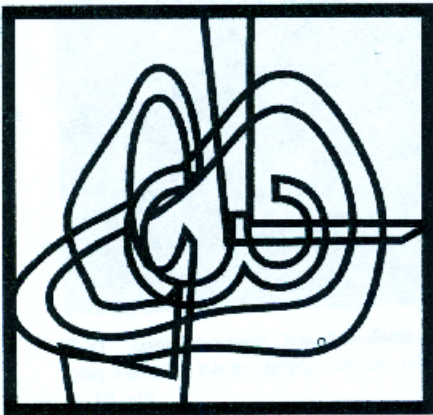


The Day I Was Born

- Write your age out as a series of 6 digits (ex. 01-03-1965).
- Eliminate any doubles that may be present (ex. 0,1,3,9,6,5). You may have as many as six and as few as three. These are the numbers that you will abstract in order to create your forms. Below is an image made up from the number sequence listed above (if you can't make out the numbers, turn this page over)
- You will be trying to illustrate the season in which you were born (summer, spring, fall, winter). Use forms and select a color scheme to evoke the particular season. You must use a minimum of three different hues. Be as inventive as possible. Think about color, paint technique (glazing, scumbling, broken color), transparency effects, focal point etc. You don't have to treat each shape as a "flat", however each shape must be consistent, and you may not add shapes in the painting process.



- Make a number of sketches to arrive at a composition. Pay special attention to the negative space.
- Trim a piece of illustration board to 12 X 12". Enlarge your design to fit this format, making sure your design touches all four sides of the picture plane in at least one place.
- Choose one of the following color schemes: triadic primary, triadic secondary, analogous, or split complimentary to arrive at a three-hue color scheme that will serve as the basis of your color exploration (Ex. red-orange, red-purple and green)